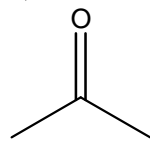
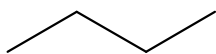


1. Order the following structures from lowest to highest boiling point (3 pts). Provide a brief rationale for your order (3 pts).

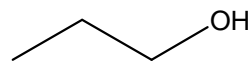


A

Lowest



B



C

Highest

2. The infrared spectrum below is for CH_3SOCH_3 . Draw a structure showing all bonds (2 pts), and indicate the vibration that absorbs infrared light to produce each boxed peak (2 pts).

